



# Girlguiding Hertfordshire Platinum Jubilee Celebrations Pack

# Share your celebrations with us!

We have put together this pack to help us celebrate her Majesty Queen Elizabeth II's 70 years on the throne. The themes are based around the events that the Queen will be taking part in over the Jubilee weekend.

Short activities have been designed for families to be able to do as well as units, giving complete flexibility. There is no rule as to what needs to be done or how many activities. The pure aim is for our members and their families to have fun, get involved and celebrate this joyous and historic event.

We would love to see what you have been up to so please do share with us using the methods explained throughout the pack. Following our Design a Badge competition, badges will be available to buy as a souvenir.

Thanks to the team of volunteers who have helped to create the pack.

Jenny Maskrey  
County Commissioner

# Jubilee Lunch

- Street Party
  - Platinum Jubilee Big School Lunch Menu Template
    - <https://www.twinkl.co.uk/resource/platinum-jubilee-big-school-lunch-menu-template-t-ad-1641836813>
  - Create a playlist with as many songs you can find with the word queen in it
  - Host a street party at home with your neighbours
- Picnic
  - Cheese and onion quiche
    - <https://www.deliciousmagazine.co.uk/recipes/cheese-and-onion-quiche/>
  - Sausage Rolls
    - <https://www.deliciousmagazine.co.uk/recipes/classic-sausage-rolls/>
- Garden BBQ
  - Create your own mocktail to serve to your family and friends
- Tea and cake
  - Host a Bake Off competition, best decorated cake or cupcake
  - Try different teas
- Make a hat for the party
  - Queen loves to wear bright colourful hats, can you create your own of recyclable materials?
    - <https://www.twinkl.co.uk/resource/t-t-252071-design-the-queens-party-hat-activity-sheet>

# Jubilee Lunch

- Make union flags
  - A template to create a Union Jack from flags of Scotland, Northern Ireland and England.
  - Cut out template, colour in and fold.
  - Colour in both sides of red elements and fold backwards to show separate flags.
  - Can be used to show symmetry, discuss British values and Art or just for fun.
    - [See template at the back of pack]
- Make bunting
  - [See template at the back of pack]
  - You will need:
    - Printer, A4 paper (you need one piece for one triangle), Scissors, Glue, Something to string the triangle on to, Something to hold the bunting securely in place when up (or leave enough string at either end to securely tie up)
  - To make the bunting:
    - Print out as many triangles as you need to make the desire length of bunting
    - Cut out each shape
    - Fold the paper back along the dotted line (so the tab is sitting behind the coloured side)
    - Glue or stick the tab down - you don't want to glue the entire tab because you need a space to thread the ribbon or string through to hang the bunting
    - If you want the triangles to be spaced apart, you can fold the tab over the ribbon/string and glue the triangle in place on the strand



# Jubilee Lunch

- Bunting safety
  - Be mindful of where and how securely you hang your bunting as it could be a strangulation/choking hazard. It's not safe to have it anywhere it could be reached by a young child (even by them climbing onto furniture). Make sure it is securely tied or tacked up - you don't want it falling down and becoming within reach of a child, and ensure there are no dangling ends of string or ribbon for an eager child to grab.
  - Of course, if you want to avoid lengths of string or ribbon entirely, you can just print out the triangles, cut off the fold-over tab and stick on the wall individually, with pointed edges touching.
- Union Jack Yarn Heart Garland
  - You will need:
    - Red, white, and blue yarn (light, medium, or bulky weight), Cardboard, Scissors, Pen or pencil, Tape (optional), Yarn needle, Union Jack Yarn Heart Garland Template
      - [See template at the back of pack]
- Union Jack Bookmarks
- Create a flower arrangement
  - Out of real or fake
  - Origami or foam flowers
  - Lego

# Have a Platinum Party!

- Be Queen for a Day at a Unit / Division / District Disco:
  - The Queen's Jubilee is the perfect excuse to have a party! Be a Queen for a day and get together with girls in your unit or make new friends with girls in your division or district!
  - Dressed up in your finest royal outfit, you could dance the night away to some Platinum rated hits or play some fun games like:
    - Musical thrones (royal take on musical chairs)
    - The Queen Says (Simon says but make it regal)
    - Pass the platinum parcel (a shiny mystery package fit for a Queen)
- Perform 'God Save The Queen' or a queenly song of your choice:
  - Every good party has music so why not have a go at making your own, whether by yourself or in a group, practise humming, singing, on a musical instrument or even try signing it:
    - [https://www.youtube.com/watch?v=XCPx\\_iJ489w](https://www.youtube.com/watch?v=XCPx_iJ489w)
  - To conduct your own unique performance, try out making your own instruments and play them along to a well-known tune like 'God Save The Queen':
    - <https://feltmagnet.com/crafts/Music-Instruments-for-Kids-to-Make>
- Become a Royal Hostess:
  - Our Queen is known for hosting lovely garden parties or gatherings at her palaces, create some invitations and become a royal hostess for your own party. Here's some ideas for what you could do:
    - <https://www.bbcgoodfood.com/howto/guide/birthday-ideas-kids-home>
    - <https://www.muminthemadhouse.com/25-activities-for-celebrating-the-queens-platinum-jubilee-with-kids/>

# Have a Platinum Party!

- Take part in the Guinness World Record Country Dancing attempt
- Host an Afternoon Tea (party) for unit parents or have a cake and tea sale to raise money for a Charity of your choice.
  - Make a selection of traditionally filled finger sandwiches with traditional Victoria sponge cake and a pot of tea.
  - Either sell cups of tea and the sandwiches and slices of cake to raise money for a charity close to the Queen's heart OR host an afternoon tea for the parents/ guardians of the girls in your unit.
  - Decorate the cakes and/or cookies with red white and blue colours for the union jack.
  - Make bunting for the party and table decorations for an afternoon tea. You could host a competition for the best table decoration.
  - Make crowns for the unit to wear during the afternoon tea/party
  - Host some traditional activities at a "traditional" street party such as:
    - Tug of War
    - Quizzes - each table (or household) can be a team
    - Raffles and Tombola
    - Hook a Duck (someone's bound to have a paddling pool that would be perfect)
    - Chalk drawings on the road



# Derby

The Queen will be attending the Epsom Derby as part of her jubilee celebrations. The Queen is very fond of horse racing and horses in general.

To celebrate the Queen's love of horses you could:

- Hold a race night
  - There are a number of virtual providers available on the internet, examples (not tested)
    - <https://www.track-night.com/>
  - There are also companies who will host an event for you, such as;
    - <https://www.paulsracenights.co.uk/>
    - [www.goracenights.co.uk/](http://www.goracenights.co.uk/)



- Play a horse racing game
  - There are a number of games available to buy, such as (not tested, some may have age restrictions)
    - "Cheatwell Games Host Your Own Race Night"
    - "The Really Nasty Horse Racing Game"
- Learn about the Queen's horses and Horseguards Parade
  - For the Queen's birthday and special occasions, the Queen's Cavalry march in formation at Horseguards Parade. This is the home for the Queen's horses and soldiers. What can you find out about Horseguards Parade? You might like to visit the museum
    - <https://householdcavalry.co.uk/museum/>





# Derby

- Horse riding
  - If you have the opportunity to ride a horse then have a go.
  - Join a riding tour for a day, e.g.
    - [https://www.tripadvisor.co.uk/Attractions-g186304-Activities-c61-t62-Hertfordshire\\_England.html](https://www.tripadvisor.co.uk/Attractions-g186304-Activities-c61-t62-Hertfordshire_England.html)
  - Alternatively learn the skills required and have a go without a horse
    - <https://www.wikihow.com/Practice-Two-Point-Position-Without-a-Horse>
- Design a jockey strip
  - Jockeys have bold patterns and colours on their outfits (known as a strip)
  - Design your own jockey strip with your favourite colours and patterns.
    - [See template at the back of pack]
  - GET INVOLVED - Share your design with us
- Learn to draw a horse
  - The Queen has had horses called Tommy, Imperial and Betsy. Try drawing a horse and name it
    - <https://www.crayola.com/free-coloring-pages/print/how-to-draw-horses-coloring-page/>
  - GET INVOLVED - Show us your drawings



# Derby

- Hobby horse
  - Hobby Horses are a real craze in Scandinavia, in particular. They even have competitions which can be found on YouTube.
  - Why not make your own hobby horse?
  - There are a number of tutorials on YouTube
    - <https://www.youtube.com/watch?v=gVt8-5LzMK0>
  - GET INVOLVED - We would love to see a photo of your hobby horse
  - Now you have a hobby horse, why not:
    - Have a race
      - If you don't want to make one, you can still race with a broom!
    - Do some hobby horse dressage
      - <https://www.thehobbyhorse.fi/video/ride-us-5-dressage-movements-hobbyhorses/>
- Royal horse champions
  - Princess Anne, Zara Tindell & Lady Louise are all keen competitive horse women. What can you find out about them or other royals? Can you create a poster to show what you have found?
  - GET INVOLVED - Share your poster



# Beacons

To celebrate the seventy years of the Queen's reign, beacons will be lit all over the country. On the theme of fire, you might like to:

- Hold a campfire
  - You could have a campfire in your unit or at home in your garden.
  - Have a look at the Girlguiding website for a risk assessment checklist
  - <https://www.girlguiding.org.uk/what-we-do/our-badges-and-activities/adventure-for-girls/campfires/>
  - Girlguiding have produced a couple of virtual campfires during the pandemic
    - <https://www.youtube.com/watch?v=uyqYWzNJsFM>
    - <https://www.youtube.com/watch?v=inDKOIJYJNl>
    - <https://www.youtube.com/watch?v=nSYokYs4YqU>





# Beacons

- Campfire songs
  - Sing some songs at your campfire, here are some suggestions
    - <https://myvirtualsongbook.wordpress.com/guide/songs-by-branch/sing-with-guides/>
    - <https://www.gsmw.org/content/dam/girlscouts-gsmw/documents/Official%20Girl%20Scout%20Song%20Book.pdf>
  - GET INVOLVED - We would love to know your favourite campfire songs, send us yours
- Make some campfire snacks
  - We all love to make some snacks to eat around a campfire, here are some ideas
    - <https://www.pinterest.co.uk/doris4277/camp-food-recipes-for-scouts-and-girl-guides/>
    - <https://www.youtube.com/watch?v=VWLCtM5rcTQ>
    - <https://www.youtube.com/watch?v=ukLUEBCCbfc>
  - GET INVOLVED - What is your favourite campfire treat? Share your recipe



# Beacons

- Learn to light a fire
  - Have a go at lighting a fire. Make sure that you have an adult with you if you are a young person and consider the dangers such as:
    - Have a bucket of water nearby to put out the fire if something goes wrong or to nurse a burn
    - Tie long hair back
    - Don't wear baggy clothing or have chords hanging into the fire
    - Remove any trip hazards near the fire
    - Make sure you are not by overhanging trees or bushes, or long grass
    - Make sure the ground is not very dry grass
    - Keep flammable things away from the fire
  - Some useful tips on building a successful campfire
    - <https://www.cosyundercanvas.co.uk/how-to-light-a-campfire/>
  - Can you have a go at other ways of lighting a fire, rather than just using matches?
- Campfire sketch / skit
  - Campfires often have entertainment as well as singing. Small groups of guides and scouts put perform a little play or act out a joke. These are called a sketch or skit. Why not have a go at acting out one, here are some ideas
    - <https://www.11thnuneaton.org.uk/campfire-sketches.html>
  - Can you write your own skit? This website helps you create one
    - [https://camping.lovetoknow.com/Campfire\\_Skits](https://camping.lovetoknow.com/Campfire_Skits)
- Attend county campfire raffle

# Beacons

- Camp blanket
  - In guiding we get lots of badges for all sorts of reasons: we earn them for completing challenges, we have celebrations badges and we have friendship and group badges. A popular idea is to sew badges onto a blanket which is then used to keep you warm at a camp or a campfire. Do you have a camp blanket? Have you got a pile of badges that are waiting to be sewn on? Why not start a camp blanket?
    - **GET INVOLVED** - Share photos of your blanket or tell us about your favourite badge: where did you get it? why? why do you love it so much?



# Birthday Parade

This part of the badge includes different ways you can celebrate the jubilee wherever your interests lie.

- Plan or hold a Jubilee parade for the Queen.
  - This could include learning/ creating a marching sequence or synchronised dance
  - Have a look at this video of the Trooping of the colour for some ideas.
    - <https://www.youtube.com/watch?v=TuUcjzYgmn8>
  - You might decide to add some British folk dance moves. Try the BBC teach link to get ideas.
    - <https://www.bbc.co.uk/teach/school-radio/ks1-dance/zbhrhbk>
  - Here is some music you might like to march/ parade too.
    - <https://www.letsplaykidsmusic.com/5-best-classical-tracks-for-marching/>
- If you are joining in a local parade or are planning your own use the Girlguiding checklist below to help.
  - Planning checklist;
  - Do a risk assessment for the activity elements you're responsible for with your unit leadership team. Update this as and when things change. Review with any qualified adults on the day.
  - Check out the guidance on joint activities if you are involving other organisations.
  - Organise your leadership team to make sure you have the right ratio of girls to leaders for the section(s) you are doing the activity with.
  - If the activity is outdoors, check the weather forecast for the day and the day before. Review the risk assessment and change plans if needed. Involve any qualified adults if not running it yourself.

# Birthday Parade

- Make sure all clothing/footwear worn is suitable and in good condition. Check with your venue and/or qualified adults if appropriate. Let people know if they need to bring anything else.
- Make sure you have consent from parents and carers.
- Make sure you have first aid cover.
- For activities not marked as adventurous, follow the Health, safety and welfare policy.
- Coding
  - Write some code on the computer to demonstrate following instructions.
  - You might make a Queen/ soldier figure and create your own parade using your skills.
  - Below are some free to use programs for you to develop and demonstrate your skills.
    - <https://scratch.mit.edu/>
    - <https://www.codeforlife.education/play/>
    - <https://www.girlguiding.org.uk/globalassets/docs-and-resources/programme-and-activities/googles-digital-adventure-activity-pack2.pdf>
- Take a look at the Guide web safe code to make sure that you browse the internet safely
  - Make sure that you only use social networking websites that are designed for your age.
  - Only accept friends that you actually know on social networking websites.
  - Don't publish or give out any of your personal details, like your address or mobile number.
  - Always ask permission before uploading photos or videos online.

# Birthday Parade

- If someone online is upsetting you, you can block contacts and report that someone that is making you feel uncomfortable.
  - Be wary of emails that contain unknown links, clicking the links can download viruses or other harmful files onto your devices. Check with an adult first if you are unsure.
  - If you send pictures, be aware that these can be forwarded onto others.
  - Remember that online friends are really strangers no matter how long you have been talking to them or how friendly they seem. Don't arrange to meet up with anyone you have been chatting to online.
  - Tell a trusted adult if something online upsets you.
  - Visit the Think U Know website to learn more about online safety.
- National Anthem
    - Play / sing the national anthem by yourself or as a group
    - You could use instruments, your voice or even create your own instruments.
    - This video has music and lyrics.
      - <https://www.youtube.com/watch?v=GHcuaV3qRLA>

The words of the National Anthem are :

God save our gracious Queen!  
Long live our noble Queen!  
God save the Queen!  
Send her victorious,  
Happy and glorious,  
Long to reign over us,  
God save the Queen.

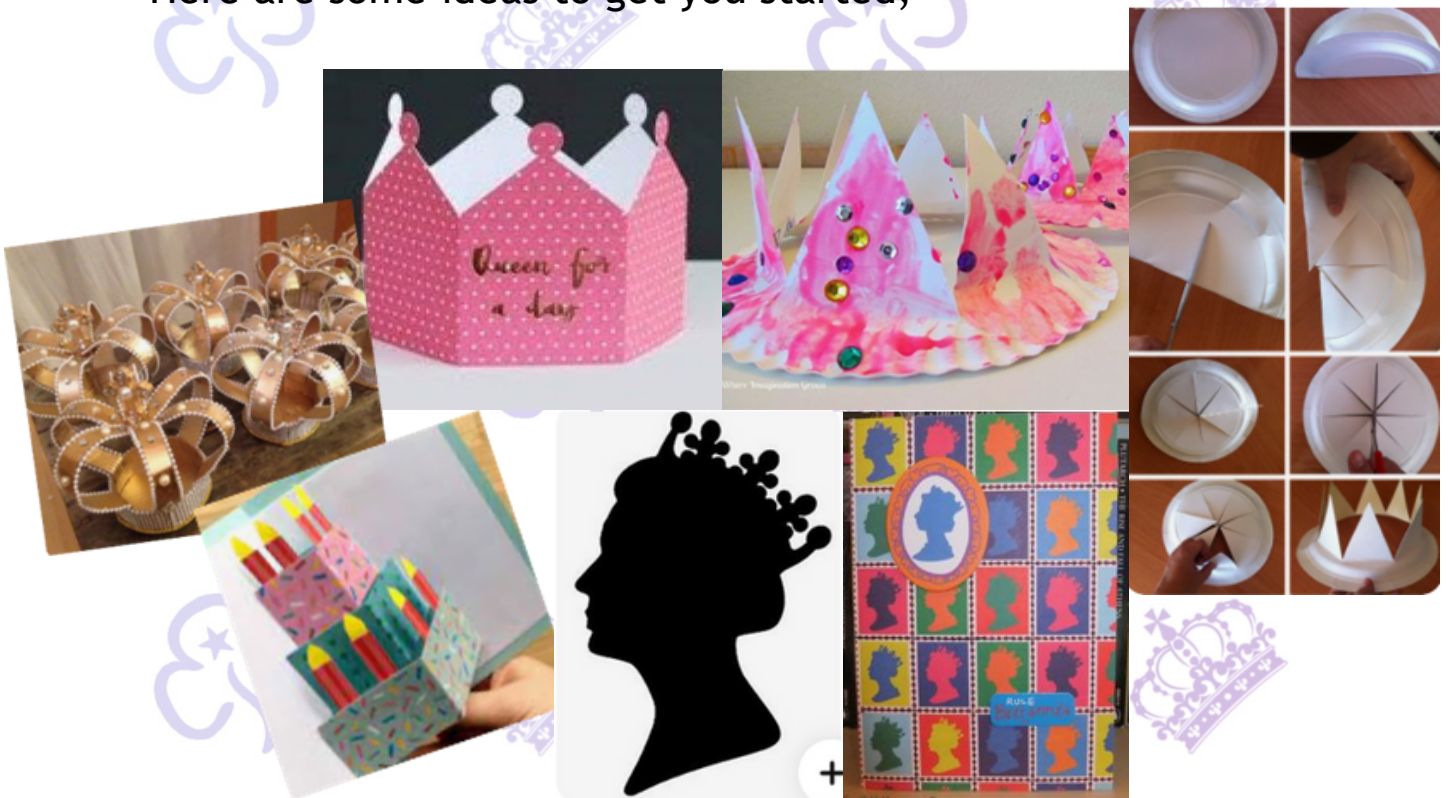
Thy choicest gifts in store  
On her be pleased to pour,  
Long may she reign.  
May she defend our laws,  
And ever give us cause,  
To sing with heart and voice,  
God save the Queen.



# Birthday Parade

- Birthday Card

- Make a birthday card for the Queen
- You can send it to the Queen at Buckingham Palace using this address:
  - Her Majesty The Queen,
  - Buckingham Palace,
  - London
  - SW1A 1AA.
- Here are some ideas to get you started;



- Planes and Flying

- It is quite common for a flypast from either the Red Arrows or historical planes to celebrate a royal event. There are 3 challenges below you might want to have a go at.

- Paper planes


- Design, make and fly your own plane- What can you add to make it special for the Queens jubilee.

# Birthday Parade

- Have a competition - Whose flew the furthest? Which one looked the best when flying?
  - Watch this link for how to make a plane;  
<https://www.youtube.com/watch?v=7KPaxKUDj6I>

- Research the Red Arrows

- Who are they?
- What do they do?
- When and where are they flying for the jubilee?
- What stunts do they do?



- Build an aeroplane launcher

- Here's a challenge: Try throwing a paper airplane by moving just your wrist (don't move your elbow or shoulder). It's hard, isn't it? How could you get a paper airplane to fly far if you can use only a short distance to launch it? Try this activity to find out!
- Follow the below tutorial;
  - <https://www.sciencebuddies.org/stem-activities/paper-airplane-launcher?from=YouTube>

- Cakes

- Make a birthday cake and decorate it with the Queen in mind - you could run a family or unit competition.





# Thanksgiving for the Queen

- Research the Queen's Reign
  - Queen Elizabeth II has had an incredible 70-year reign and that is why we are celebrating her Platinum Jubilee this year.
  - But how much do you really know about the Her Majesty? Take some time to learn more about the Queen and her life so far.
    - As part of your research, you could - Create a fact sheet or a poster about the Queen:
    - Add some of your favourite photos of the Queen at different ages or times in her reign.
    - Find some interesting facts about the Queen - you may find some great ones in a book from the library, from research online or in a documentary that you have found
    - Learn about where the Queen lives - can you find out what are the names of her different palaces and homes?
- Film Night:
  - There are lots of films inspired by the British royal family, why not watch one?
  - Here's some of our top picks:
    - The Queen (PG-13), Young Victoria (PG), The Queen's Corgi (PG), The King's Speech (12)
  - Once you've finished watching your chosen film, you could make a film review about it, you might talk about:
    - What you liked most about it
    - Would you recommend it to your friends, family or unit
    - Share a picture of your favourite poster from the film or do a drawing inspired by the film





# Thanksgiving for the Queen

- Do something for charity:
  - Her Majesty the Queen is a Patron to more than 600 charities and organisations across the UK and the Commonwealth.
  - Learn about what a Charity Patron is, what the Queen does as a Charity Patron and what Charities is she a Patron of:
    - [https://www.royal.uk/charities-and-patronages?name=&mrf=2&field\\_themes\\_target\\_id=27&field\\_world\\_region\\_value=UK-wide&page=1](https://www.royal.uk/charities-and-patronages?name=&mrf=2&field_themes_target_id=27&field_world_region_value=UK-wide&page=1)
  - In honour of the Queen, think about something you could do for charity; whether it is raising money from a Queen's Quiz, hosting Royal Film night or baking some amazing Victoria Sponges, every little helps!
- The Queen as a Guide:
  - The Queen Mother wanted her daughters Elizabeth and Mary to have a life as normal as possible for young princesses so she signed them up to become Girl Guides.
  - Try researching about what sort of activities Queen Elizabeth did as a Girl Guide to see if you have done anything similar with your unit!
    - <https://www.girlguidinglaser.org.uk/news/january-woman-of-the-month-queen-elizabeth-ii#:~:text=In%201937%2C%2011%2Dyear%2D,1st%20Buckingham%20Palace%20Guide%20Company.>
  - Have a look and see if you can find out about what some the old challenge badges were like and see if any sound interesting to you:
    - <https://guidehistory.wordpress.com/2016/01/18/guides-badges-from-1910-to-2015/>



# Thanksgiving for the Queen

- If you're approaching your 16th Birthday, a young leader or a member aged between 16-25, you could take the chance to work towards the highest award in Girlguiding, the Queen's Guide award. It is a great opportunity to not only challenge yourself but is a great achievement to share with future employers or to add to your further education applications:
  - <https://www.girlguiding.org.uk/what-we-do/our-badges-and-activities/badge-finder/queens-guide-award/>
- Visit the archive display
- Create a gratitude journal / jar / board:
  - As well as being grateful for everything the Queen has done during her 70-year reign, we can show our appreciation for what makes us smile and happy in our own lives by collecting our 'gratitude' all in one place.
  - There are lots of fun ways you can start collecting your 'gratitude', you could:
    - Upcycle an old jar or container and write something every day that you are grateful for on a slip of paper then add it to your jar - check it at the end of the month to see all the lovely things you can smile about
    - Create a journal - write down the days of the week and add in something you're grateful for under every day. At the end of the week or month, spend a few minutes to remind yourself about the lovely things you appreciate but may forget about!
    - Start a gratitude board - whether it is at home or at your unit, with some post it notes, ask everyone to write down what they're grateful for on their own note and stick them all together in one place. You could do this daily if you're at home or ask your leader if you can do one every meeting for a month!

# Thanksgiving for the Queen

- Collecting your 'gratitude' can help to increase your positivity, improve your self-esteem, take some time out of your day away from stresses and may even help you to sleep better.



wikiHow

Daily Gratitude Journal	
Week beginning _____	
Monday	
Tuesday	
Wednesday	
Thursday	
Friday	

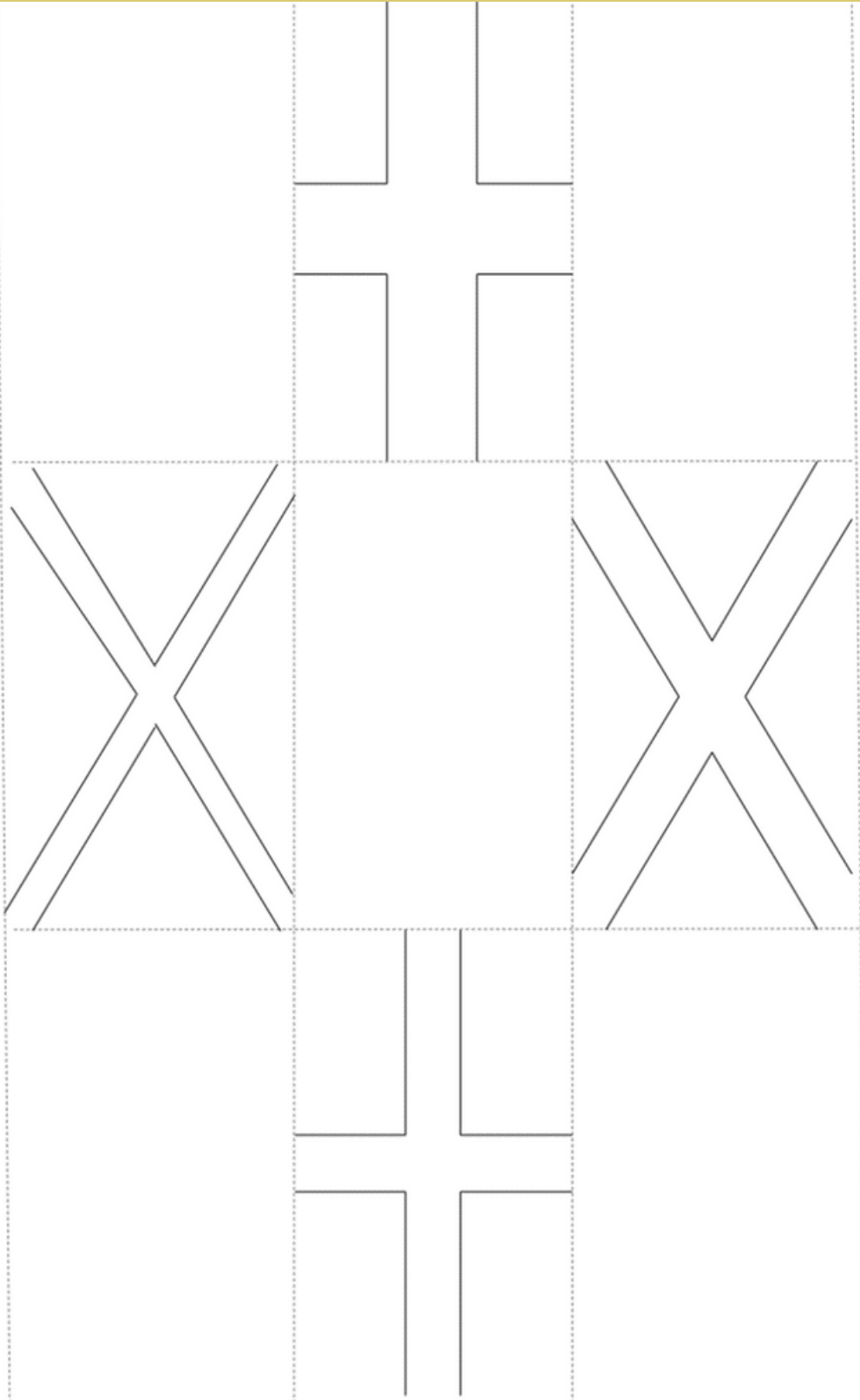
Daily Gratitude Journal	
Week beginning _____	
Monday	
Tuesday	
Wednesday	
Thursday	
Friday	
Saturday	
Sunday	

ink saving Eco



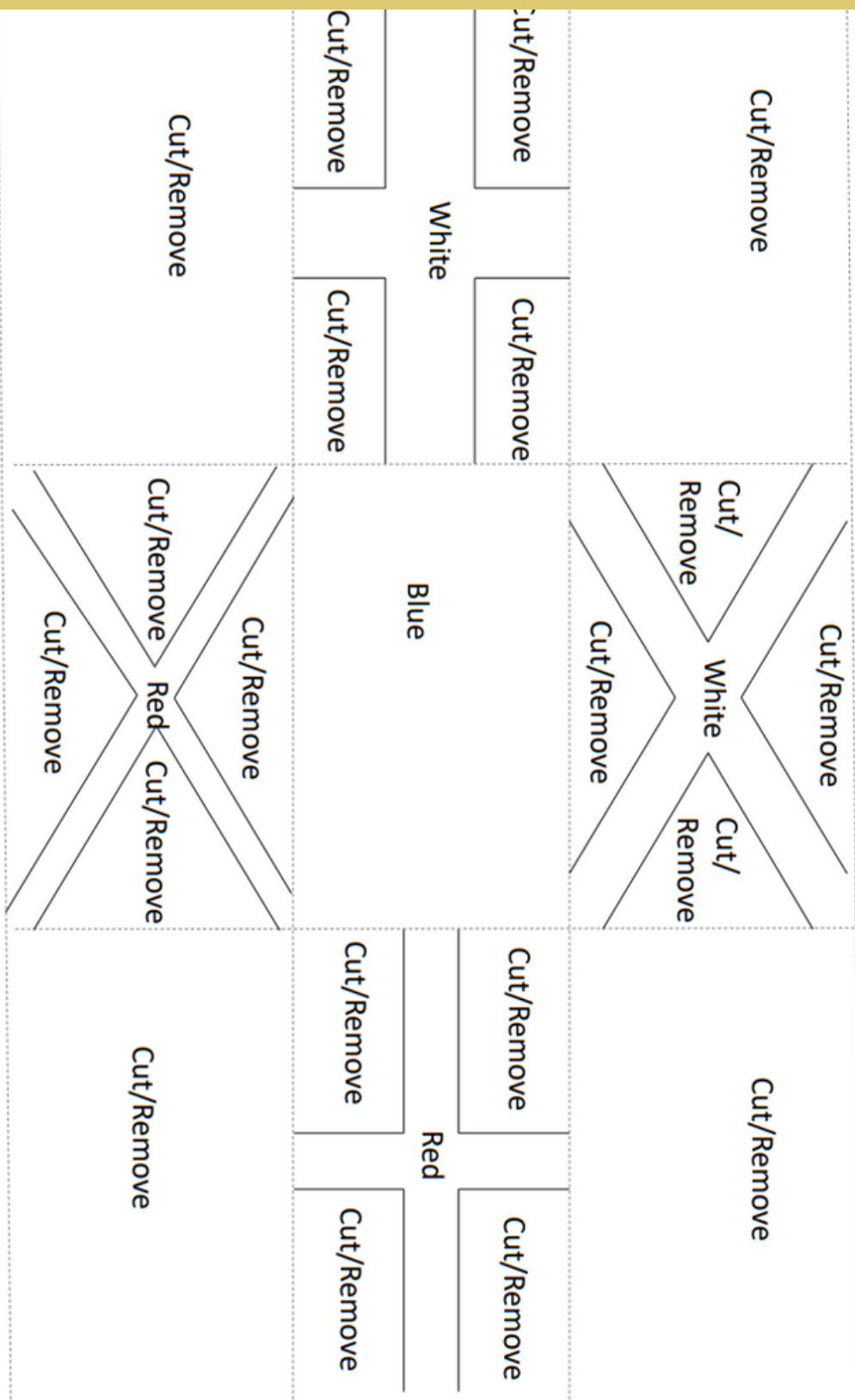
# Extra Resources

## Jubilee Lunch



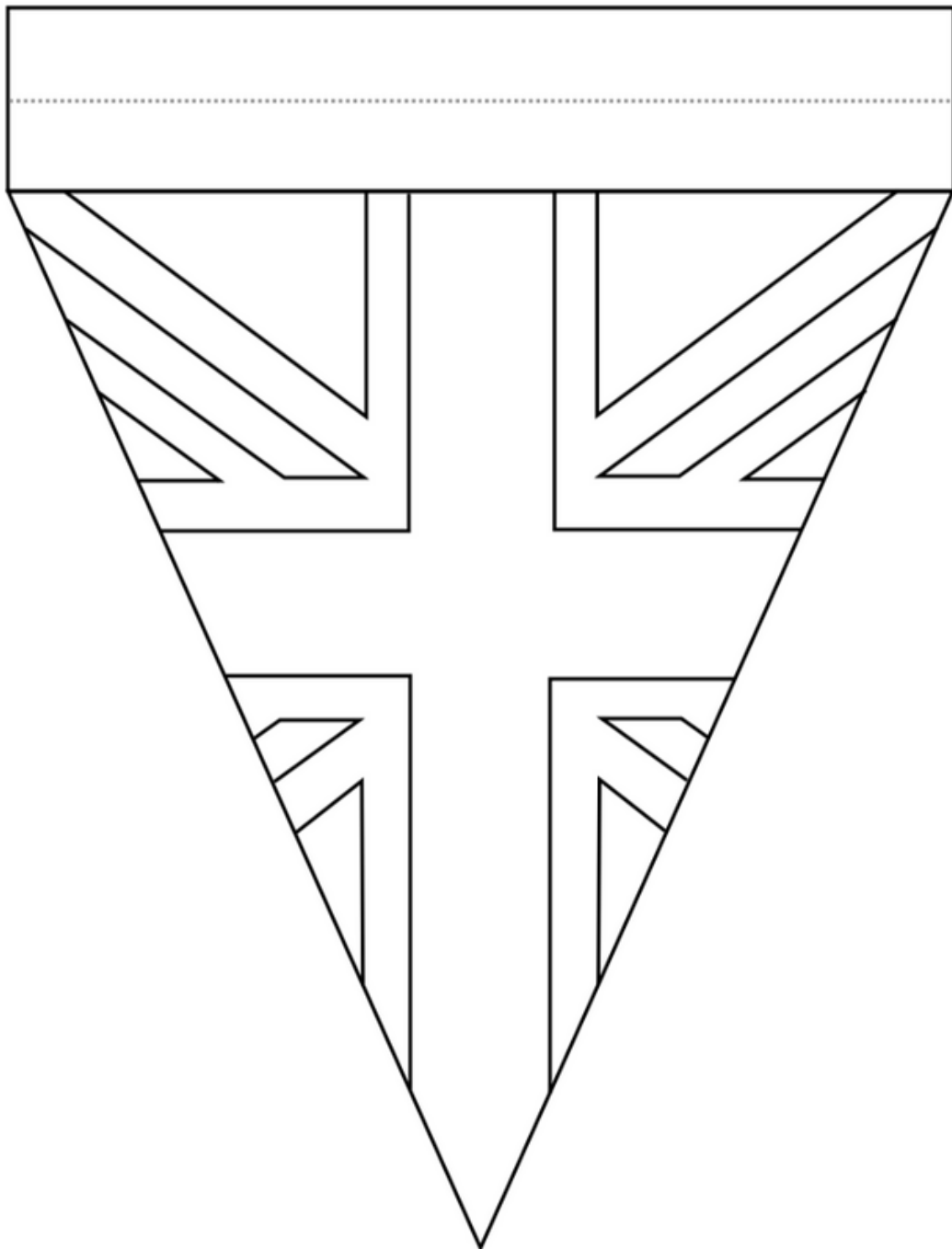
# Extra Resources

## Jubilee Lunch



# Extra Resources

## Jubilee Lunch





**Extra Resources**

**Jubilee Lunch**



# Extra Resources

## Derby

