

Jubilee Lunch

- Street Party
 - Platinum Jubilee Big School Lunch Menu Template
 - <https://www.twinkl.co.uk/resource/platinum-jubilee-big-school-lunch-menu-template-t-ad-1641836813>
 - Create a playlist with as many songs you can find with the word queen in it
 - Host a street party at home with your neighbours
- Picnic
 - Cheese and onion quiche
 - <https://www.deliciousmagazine.co.uk/recipes/cheese-and-onion-quiche/>
 - Sausage Rolls
 - <https://www.deliciousmagazine.co.uk/recipes/classic-sausage-rolls/>
- Garden BBQ
 - Create your own mocktail to serve to your family and friends
- Tea and cake
 - Host a Bake Off competition, best decorated cake or cupcake
 - Try different teas
- Make a hat for the party
 - Queen loves to wear bright colourful hats, can you create your own of recyclable materials?
 - <https://www.twinkl.co.uk/resource/t-t-252071-design-the-queens-party-hat-activity-sheet>

Jubilee Lunch


- Make union flags
 - A template to create a Union Jack from flags of Scotland, Northern Ireland and England.
 - Cut out template, colour in and fold.
 - Colour in both sides of red elements and fold backwards to show separate flags.
 - Can be used to show symmetry, discuss British values and Art or just for fun.
 - [See template at the back of pack]
- Make bunting
 - [See template at the back of pack]
 - You will need:
 - Printer, A4 paper (you need one piece for one triangle), Scissors, Glue, Something to string the triangle on to, Something to hold the bunting securely in place when up (or leave enough string at either end to securely tie up)
 - To make the bunting:
 - Print out as many triangles as you need to make the desire length of bunting
 - Cut out each shape
 - Fold the paper back along the dotted line (so the tab is sitting behind the coloured side)
 - Glue or stick the tab down - you don't want to glue the entire tab because you need a space to thread the ribbon or string through to hang the bunting
 - If you want the triangles to be spaced apart, you can fold the tab over the ribbon/string and glue the triangle in place on the strand

Jubilee Lunch

- Bunting safety
 - Be mindful of where and how securely you hang your bunting as it could be a strangulation/choking hazard. It's not safe to have it anywhere it could be reached by a young child (even by them climbing onto furniture). Make sure it is securely tied or tacked up - you don't want it falling down and becoming within reach of a child, and ensure there are no dangling ends of string or ribbon for an eager child to grab.
 - Of course, if you want to avoid lengths of string or ribbon entirely, you can just print out the triangles, cut off the fold-over tab and stick on the wall individually, with pointed edges touching.
- Union Jack Yarn Heart Garland
 - You will need:
 - Red, white, and blue yarn (light, medium, or bulky weight), Cardboard, Scissors, Pen or pencil, Tape (optional), Yarn needle, Union Jack Yarn Heart Garland Template
 - [See template at the back of pack]
- Union Jack Bookmarks
- Create a flower arrangement
 - Out of real or fake
 - Origami or foam flowers
 - Lego

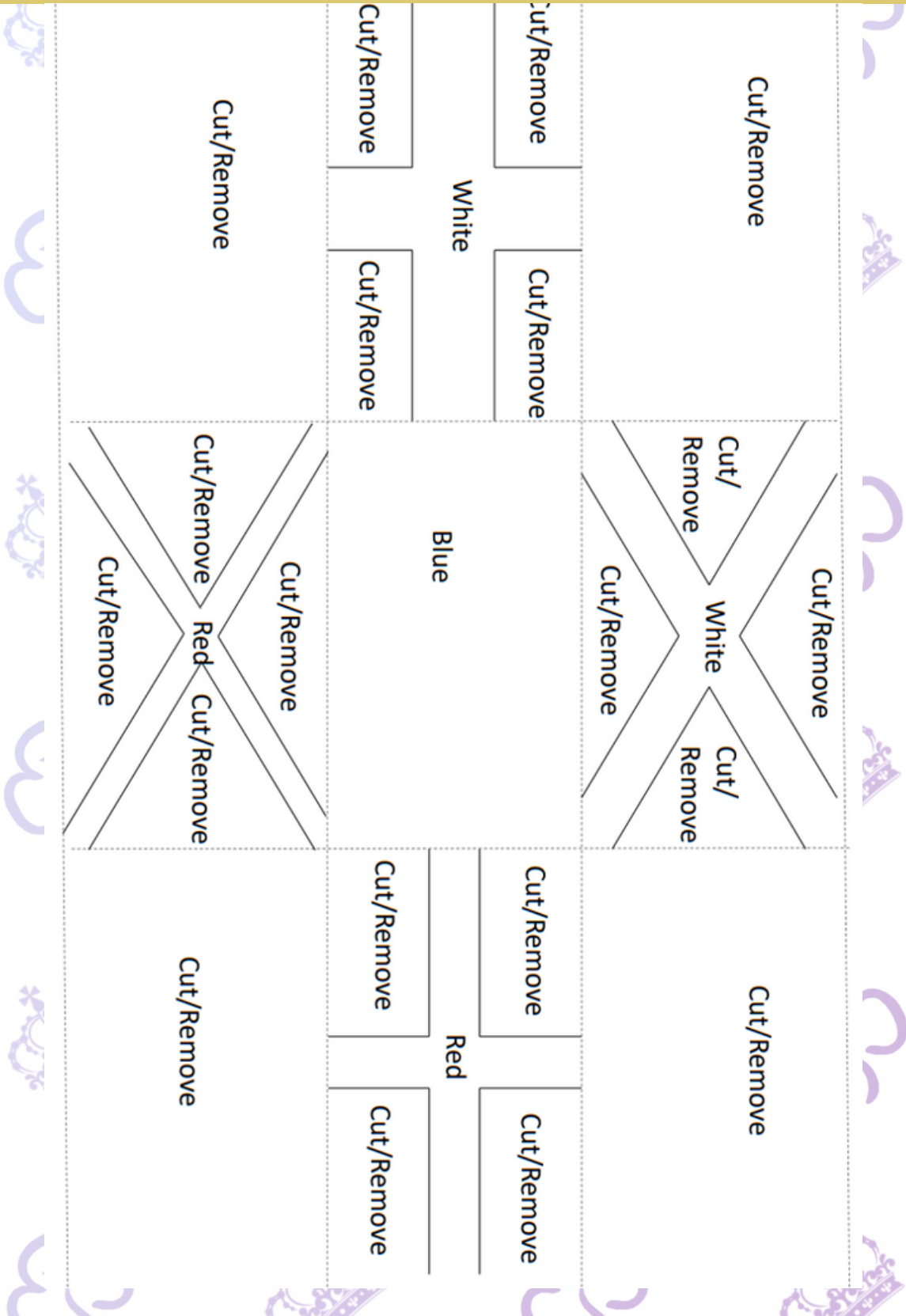
Extra Resources

Jubilee Lunch



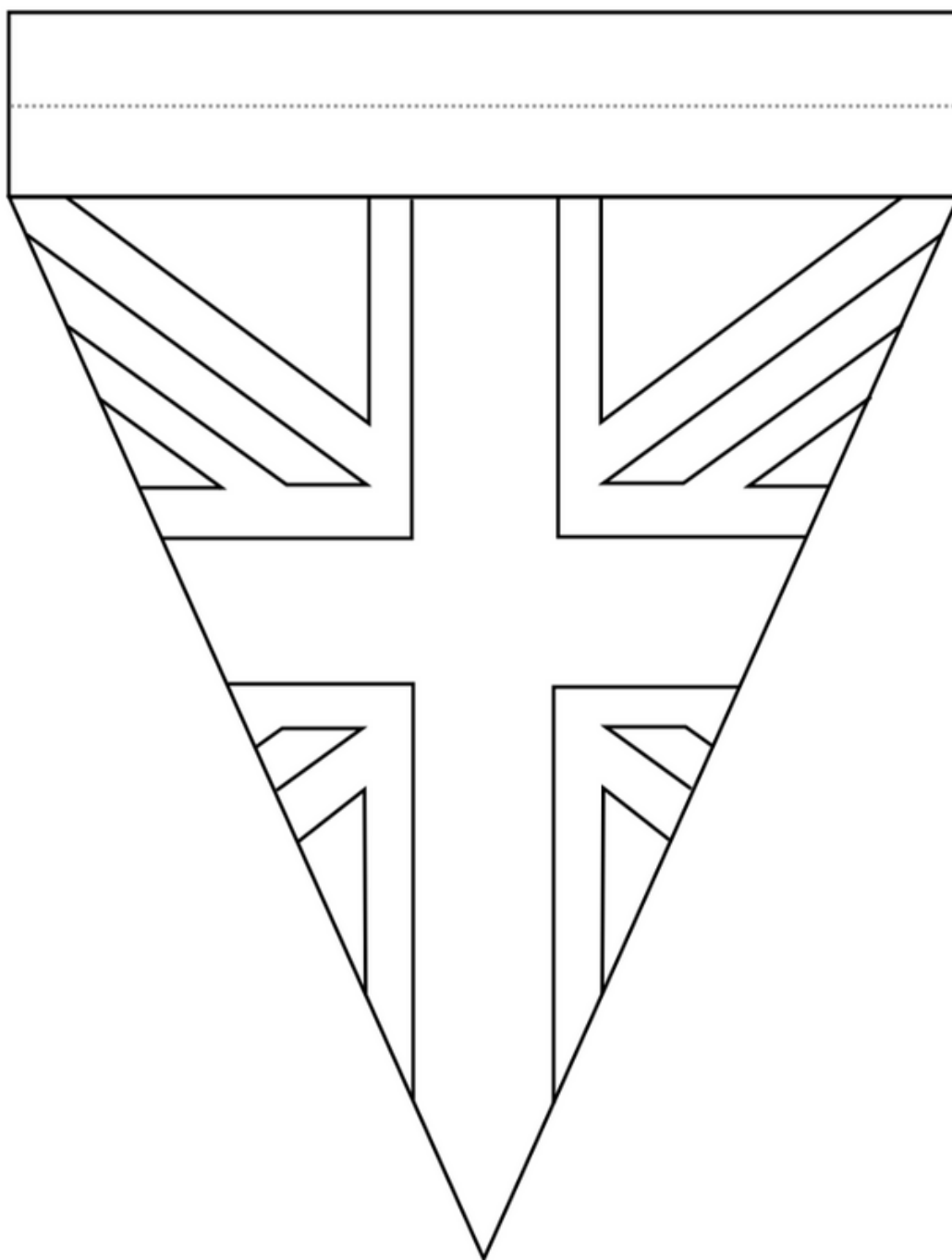
Extra Resources

Jubilee Lunch



Extra Resources

Jubilee Lunch



Extra Resources

Jubilee Lunch

